












STALL Question Bank ENGLISH For KARNATAKA




Generated On :13-09-2021



S.NO	Q.NO	Questio	Option 1	Option 2	Option 3	Option 4	Answer	Chapter
1	1	Near a pedestrian crossing, when the pedestrians are waiting to cross the road, you should...	Sound horn and proceed	Slow down, sound horn and pass	Stop the vehicle and wait till the pedestrians cross the road and then proceed	None of above	3	Rules
2	2	This sign represents... 	Stop	No parking	Hospital ahead	Give way	1	Mandatory
3	3	You are approaching a narrow bridge, another vehicle is about to enter the bridge from opposite side you should...	Increase the speed and try to cross the bridge as fast as possible	Put on the head light and pass the bridge	Wait till the other vehicle crosses the bridge and then proceed		3	Rules
4	5	When a vehicle is involved in an accident causing injury to any person...	Take the vehicle to the nearest police station and report the accident	Stop the vehicle and report to the police station	Take all reasonable steps to secure medical attention to the injured and report to the nearest police station within 24 hours		3	Rules
5	6	This sign represents... 	Give way	Hospital ahead	Traffic island ahead	Stop	1	Mandatory
6	7	On a road designated as one way...	Parking is prohibited	Overtaking is prohibited	Should not drive in reverse gear		3	Rules




S.NO	Q.NO	Questio	Option 1	Option 2	Option 3	Option 4	Answer	Chapter
7	8	This sign represents... 	No entry	One way	Speed limit ends	None of above	2	Mandatory
8	9	You can overtake a vehicle in front...	Through the right side of that vehicle	Through the left side	Through the any side that vehicle	Not from any side of that vehicle	1	Rules
9	10	This sign represents... 	Right turn prohibited	Sharp curve to the right	U-turn prohibited	Overtaking prohibited	3	Mandatory
10	11	When a vehicle approaches an unguarded railway level crossing, before crossing it, the driver shall...	Stop the vehicle on the left side of the road, get down from the vehicle, go to the railway track, and ensure that no train or trolley is coming from either side	Sound horn and cross the track as fast as possible	Wait till the train passes	None of above	1	Rules
11	12	This sign represents... 	Pedestrian crossing	Pedestrians may enter	Pedestrians prohibited	School ahead	1	Cautionary
12	13	How can you distinguish a transport vehicle?	By looking at the tyre size	By colour of the vehicle	By looking at the number plate of the vehicle		3	Rules




S.NO	Q.NO	Questio	Option 1	Option 2	Option 3	Option 4	Answer	Chapter
13	14	This sign represents... 	Keep right side	Parking on the right allowed	Compulsory turn to right		2	Informatory
14	15	Validity of learners licence...	Till the driving licence is obtained	6 months	30 days	Upto 120 days from the date of issue of Learners License	2	Rules
15	16	This sign represents... 	U- Turn prohibited	Right turn prohibited	Overtaking through left prohibited	Left Turn Prohibited	2	Mandatory
16	17	In a road without footpath, the pedestrians...	Should walk on the left side of the road	Should walk on the right side of the road	May walk on either side of the road		2	Rules
17	18	This sign represents... 	Horn prohibited	Compulsory sound horn	May sound horn	Hospital Ahead	1	Mandatory
18	19	Free passage should be given to the following types of vehicles...	Police vehicles	Ambulance and fire service vehicles	Express, Super Express buses		2	Rules




S.NO	Q.NO	Questio	Option 1	Option 2	Option 3	Option 4	Answer	Chapter
19	20	This sign represents... 	Roads on both sides in front	Narrow bridge ahead	Narrow road ahead	Restriction Ends	2	Cautionary
20	21	Vehicles proceeding from opposite direction should be allowed to pass through	Your right side	Your left side	The convenient side		1	Rules
21	22	This sign represents... 	First aid post	Resting place	Hospital	Petrol pump	3	Informatory
22	23	Driver of a vehicle may overtake ...	While driving down hill	If the road is sufficiently wide	When the driver of the vehicle in front shows the signal to overtake		3	Rules
23	24	This sign represents... 	First aid post	Resting place	Hospital		1	Informatory
24	25	Driver of a motor vehicle shall drive through...	The right side of the road	The left side of the road	The Center of the road		2	Rules




S.NO	Q.NO	Questio	Option 1	Option 2	Option 3	Option 4	Answer	Chapter
25	26	This sign represents... 	Hospital	Resting place	First aid post	Petrol pump	2	Informatory
26	27	When a Vehicle is parked on the road side during night...	The vehicle should be locked	The person having license to drive such a vehicle should be in the driver's seat	The park light shall remain lit		3	Rules
27	28	This sign represents... 	Road closed	No parking	End of speed restriction		3	Mandatory
28	29	Fog lamps are used...	During night	When there is mist	When the opposite vehicle is not using dim light		2	Rules
29	30	This sign represents... 	Narrow road ahead	Narrow bridge ahead	Roads on both sides ahead	No Entry	1	Cautionary
30	31	Zebra lines are meant for...	Stopping vehicle	Pedestrians crossing	For giving preference to vehicle		2	Rules

S.NO	Q.NO	Questio	Option 1	Option 2	Option 3	Option 4	Answer	Chapter
31	32	This sign represents... 	Railway station near	Level crossing unguarded	Level crossing Guarded		2	Cautionary
32	33	When an ambulance is approaching...	allow passage if there are no vehicles from front side	no preference need be given	the driver shall allow free passage by drawing to the side of the road	Yes,if there is Green light	3	Rules
33	34	This sign represents... 	Entry through right side prohibited	Entry through left prohibited	Overtaking prohibited		3	Mandatory
34	35	Red traffic light indicates...	vehicle can proceed with caution	stop the vehicle	slow down	Do not stop the vehicle	2	Rules
35	36	This sign represents... 	Cross road	No entry	Hospital		1	Cautionary
36	37	Parking a vehicle in front of entrance to hospital...	Proper	Improper	Proper if NO PARKING sign is not provided		2	Rules





S.NO	Q.NO	Questio	Option 1	Option 2	Option 3	Option 4	Answer	Chapter
37	38	This sign represents... 	Restriction ends	No entry	No overtaking	All are correct	2	Mandatory
38	39	Where the slippery road sign is seen on the road, the driver shall...	reduce the speed by changing the gear	apply brake	proceed in the same speed		1	Rules
39	40	This sign represents... 	May turn to left	Compulsory go ahead or turn left	Side road left	Compulsory turn right	3	Cautionary
40	41	Overtaking is prohibited in following circumstances...	when it is likely to cause inconvenience or danger to other traffic	when the vehicle in front is reducing speed	during night		1	Rules
41	42	This sign represents... 	Sound horn compulsory	Sound horn continuously	Horn prohibited	Horn Allowed	1	Mandatory
42	43	Overtaking when approaching a bend...	is permissible	not permissible	is permissible with care		2	Rules

S.NO	Q.NO	Questio	Option 1	Option 2	Option 3	Option 4	Answer	Chapter
43	44	This sign represents... 	Road to the right in front	Compulsory turn right	Turn to right prohibited	Turn to left prohibited	2	Mandatory
44	45	Drunken driving...	allowed in private vehicles	allowed during night time	prohibited in all vehicles		3	Rules
45	46	This sign represents... 	End of restriction	Do not stop	No parking	No Entry	3	Mandatory
46	47	Use of horn prohibited...	Mosque, Church and Temple	Near Hospital, Courts of Law	Near Police Station		2	Rules
47	48	The sign represents.... 	Go straight	One-way	Prohibited in both direction		2	Mandatory
48	49	Rear view mirror is used...	for seeing face	for watching the traffic approaching from behind	for seeing the back seat passenger		2	Rules



S.NO	Q.NO	Questio	Option 1	Option 2	Option 3	Option 4	Answer	Chapter
49	50	The sign represents.... 	No entry for motor vehicles	No entry for cars and motor cycles	Entry allowed for cars and motor vehicles		2	Mandatory
50	51	Boarding in and alighting from a vehicle while in motion...	permitted in bus	permitted in autorikshaw	prohibited in all vehicles		3	Rules
51	52	The sign represents.... 	Trucks Prohibited	Bus Prohibited	Heavy vehicles Prohibited		1	Mandatory
52	53	Parking is permitted...	in turnings	on foot paths	where parking is not prohibited		3	Rules
53	54	The sign represents.... 	Bullock cart prohibited	Cycle prohibited	All vehicles prohibited		1	Mandatory
54	55	When fuel is filled in a vehicle...	shall not check air pressure	shall not smoke	shall not use any light of the vehicle		2	Rules


S.NO	Q.NO	Questio	Option 1	Option 2	Option 3	Option 4	Answer	Chapter
55	56	The sign represents.... 	Students prohibited	Pedestrians permitted	Pedestrians prohibited	Parking Prohibited	3	Mandatory
56	57	Mobile phones shall not be used...	in Government offices	in Police Stations	while driving a vehicle		3	Rules
57	58	The sign represents.... 	Overtaking prohibited through the right side	Turn left	Left turn Prohibited		3	Mandatory
58	59	Overtaking is prohibited...	when the road ahead is not clearly visible	when the road ahead is wide enough	when the road center is marked with white broken lines		1	Rules
59	60	The sign represents.... 	Drive the vehicle not exceeding 50 km/hr	Drive the vehicle at 50 km/hr	Drive the vehicle exceeding 50km/hr	None of above	1	Mandatory
60	61	The pedestrians shall not cross the road at sharp bends or very near to a stopped vehicle. Why?	Inconvenience to other vehicles	Inconvenience to other road users	Drivers of other vehicles coming at a distance may not see persons crossing the road		3	Rules

S.NO	Q.NO	Questio	Option 1	Option 2	Option 3	Option 4	Answer	Chapter
61	62	The sign represents.... 	Speed limit 2km/hr	No entry for vehicles having more than 2 meters width	No entry for vehicles having more than 2 meters height		2	Mandatory
62	63	Records of a private vehicle are...	registration Certificate, G.C.R., Insurance Certificate	registration certificate, Insurance Certificate, Tax Token, Driving Licence	registration Certificate, Permit, Trip Sheet	None of above	2	Rules
63	64	The sign represents.... 	Entry only for vehicles with height above 3.5 meters	Entry only for vehicles with width above 3.5 meters	Entry for vehicles having height not exceeding 3.5 meters		3	Mandatory
64	65	While turning to a road to the left of the road in which you are going, you should...	Show the left turn signal, drive to the center and turn to the left	Sound horn and turn to the left	Show the left turn signal, keep to the left side of the road and turn to the left		3	Rules
65	66	The sign represents.... 	Stop	No Stopping or standing	Junction	No parking	2	Mandatory
66	67	Validity of P.U.C.C. Pollution Under Control Certificate...	6 months	One Year	Two years	3 years	1	Rules

S.NO	Q.NO	Questio	Option 1	Option 2	Option 3	Option 4	Answer	Chapter
67	68	The sign represents.... 	No entry	Ahead only	Entry in both directions	One –way	2	Mandatory
68	69	While you are driving with the head light in high beam during night, a vehicle approaches from opposite direction, you will...	proceed keeping to the left	put the head light in dim and bright alternatively several times	dim the head light till the vehicle passes		3	Rules
69	70	The sign represents.... 	Compulsory ahead or turn right	Compulsory ahead or turn left	Side road ahead	Entry in both direction	2	Mandatory
70	71	The Driver of a vehicle extends his right arm with the palm downward and moves the arm upward and downward several times. You will understand that...	He is turning to the left	He is slowing down the vehicle	Allowing to overtake		2	Rules
71	72	The sign represents.... 	Stop on the left side	Compulsory keep left	Turn left	Stop on the right side	2	Mandatory
72	74	This sign represents... 	Right ascend	Right hand curve	Keep right	Left hand curve	2	Cautionary

S.NO	Q.NO	Questio	Option 1	Option 2	Option 3	Option 4	Answer	Chapter
73	75	When you see the traffic sign School, you should	Stop the vehicle, sound horn and proceed	Slow down and proceed with caution	Sound horn continuously and proceed		2	Rules
74	76	This sign represents... 	Left hand curve	Left ascend	Keep left	Keep Right	1	Cautionary
75	77	While turning to the left, the driver of a two wheeler shall...	Extend his left hand towards left	Not show hand signal	Show left turn signal with his right hand		3	Rules
76	78	This sign represents... 	Right hair pin bend	Right ascend and descend	Right descend		1	Cautionary
77	79	The Signal while taking U-turn...	Left turn signal	Right turn signal	Slow down signal		2	Rules
78	80	This sign represents... 	Left descend	Left hair pin bend	Keep left		2	Cautionary

S.NO	Q.NO	Questio	Option 1	Option 2	Option 3	Option 4	Answer	Chapter
79	81	The driver of a vehicle shall not take U-turn...	In a road where there is no traffic restrictions	In a busy road	When there are vehicles passing through the left		2	Rules
80	82	This sign represents... 	Right reverse bend	Left reverse bend	Turn right and go ahead	None of above	1	Cautionary
81	84	This sign represents... 	Right reverse bend	Left reverse bend	Turn left and go ahead		2	Cautionary
82	85	Before overtaking a vehicle, it should be ensured that ...	No vehicle is approaching from behind	The road ahead is clearly visible and it is safe to overtake	The vehicle in front is turning left		2	Rules
83	86	This sign represents... 	Side road left	Speed limit	Axle weight limit		3	Cautionary
84	87	Number of persons can be carried in the cabin of a Goods Carriage...	5 Persons	Sufficient persons for loading and unloading the goods	As many persons as recorded in the Registration Certificate		3	Rules




S.NO	Q.NO	Questio	Option 1	Option 2	Option 3	Option 4	Answer	Chapter
85	88	This sign represents... 	Turn right	Side road right	Keep right		2	Cautionary
86	89	When your vehicle is being overtaken, you should...	Stop your vehicle and let the vehicle to overtake	Increase the speed of your vehicle	Not obstruct the other vehicle from over taking		3	Rules
87	90	This sign represents... 	Major Road ahead	Cross Road ahead	Narrow road ahead	No Entry Ahead	1	Cautionary
88	92	This sign represents... 	Turn right	Turn left	Round about		3	Cautionary
89	93	The hand brake is to be used...	To reduce the speed	To apply sudden brake	To park a vehicle	None of above	3	Rules
90	94	This sign represents... 	Narrow road ahead	Dangerous dip	Ferry		2	Cautionary

S.NO	Q.NO	Questio	Option 1	Option 2	Option 3	Option 4	Answer	Chapter
91	95	More than two persons on a two wheeler is...	Allowed in unavoidable circumstances	Violation of law	Allowed when the traffic is less	Yes,if they wear helmate	2	Rules
92	96	This sign represents... 	Guarded level cross	Unguarded level cross	Barrier ahead		1	Cautionary
93	97	You want to overtake a vehicle near a hospital. You will...	Blow the horn continuously	Not blow horn	Blow the horn only intermittently		2	Rules
94	98	This sign represents... 	Y-inter section left	Y-inter section right	Side road left		1	Cautionary
95	99	Using unregistered vehicle in public place is...	Illegal	Legal	Legal if there is urgency		1	Rules
96	100	This sign represents... 	Y-inter section left	Y-inter section right	Side road right		2	Cautionary


S.NO	Q.NO	Questio	Option 1	Option 2	Option 3	Option 4	Answer	Chapter
97	101	Minimum age for obtaining driving licence for transport vehicles...	25 years	18 years	20 years		3	Rules
98	102	This sign represents... 	Turn left	Turn right	Y-inter section		3	Cautionary
99	103	Overtaking is prohibited in the following case...	State highway	Panchayath roads	Narrow bridge		3	Rules
100	104	The sign represents.... 	Road to the right in front	There are roads ahead and to the right	Compulsorygo ahead or turn to right	16 Years	3	Mandatory
101	105	If a person in charge of an animal apprehending that the animal may become unmanageable, request to stop a vehicle...	The driver shall stop the vehicle	The driver shall proceed, blowing the horns	The driver shall reduce the speed		1	Rules
102	106	This sign represents... 	Slippery road	Gravel road	No entry for motor car		1	Cautionary

S.NO	Q.NO	Questio	Option 1	Option 2	Option 3	Option 4	Answer	Chapter
103	107	Parking prohibited in the following case ...	Road side	Where parking is permitted	Near traffic light		3	Rules
104	108	This sign represents... 	Loose gravel	Slippery road	No entry for motor car		1	Cautionary
105	109	Over speeding...	Is an offence leading to suspension or cancellation of driving licence	Is an offence leading to punishment by fine only	Is not an offence		1	Rules
106	110	This sign represents... 	Cycle crossing	Cycle crossing prohibited	No entry for cycles		1	Cautionary
107	111	When school buses are stopped for picking up or setting down students...	Blow horn and proceed	Proceed slowly and cautiously since there is chance of students suddenly crossing the road	No special care is required		2	Rules
108	112	This sign represents... 	Cattle prohibited	Possibility of cattle on road	Vehicles carrying cattle prohibited		2	Cautionary

S.NO	Q.NO	Questio	Option 1	Option 2	Option 3	Option 4	Answer	Chapter
109	113	When a blind person crosses the road holding White Cane...	The driver of a vehicle shall consider the white cane as a traffic sign to stop the vehicle	Blow the horn and proceed	Slow down and proceed with caution		1	Rules
110	114	This sign represents... 	School ahead	Pedestrians crossing	Pedestrians crossing prohibited		1	Cautionary
111	115	When a motor vehicle is involved in an accident...	Shall report to the nearest police station within 24 hours	Shall report to the nearest police station within 12 hours	Shall report to the nearest police station within 48 hours		1	Rules
112	116	This sign represents... 	Men at work	Children playing	Pedestrian crossing		1	Cautionary
113	117	When any property of a third party is damaged due to an accident...	Driver shall report to the nearest police station within 24 hours	Driver shall report to the nearest police station within 7 days	Need not report to any police station		1	Rules
114	118	This sign represents... 	Rough road	Slippery road	Falling rocks		3	Cautionary





S.NO	Q.NO	Questio	Option 1	Option 2	Option 3	Option 4	Answer	Chapter
115	119	When the vehicle behind has begun to overtake our vehicle...	We shall not overtake another vehicle.	We can over take another vehicle	We can overtake another vehicle blowing horn		1	Rules
116	120	This sign represents... 	Bridge ahead	Ferry	Refreshment stall ahead		2	Cautionary
117	121	The driver of the vehicle in front has not given signal for over taking...	We can overtake	We shall not overtake	We can overtake blowing horn		2	Rules
118	122	This sign represents... 	Steep ascend	Steep descend	Slippery road		1	Cautionary
119	123	When our vehicle is being over taken...	We shall not increase speed	We can increase speed	We can increase speed with due care		1	Rules
120	124	This sign represents... 	Steep ascend	Steep descend	Slippery road		2	Cautionary

S.NO	Q.NO	Questio	Option 1	Option 2	Option 3	Option 4	Answer	Chapter
121	125	Parking is prohibited in the following place...	Entrance of hospital	Left side of the road	Market area		1	Rules
122	126	This sign represents... 	Narrow road ahead	Y-intersection	Road widens ahead	Narrow Bridge Ahead	3	Cautionary
123	127	Parking is prohibited in the following place...	Blocking a fire hydrant	Near a public well	Left side of the road		1	Rules
124	128	This sign represents... 	Drainage in middle	Bridge ahead	Gap in median	All of above	3	Cautionary
125	129	To carry pillion rider on a motor cycle...	The vehicle shall be provided with foot rest, hand grip and sari guard	The vehicle shall be provided with side car	Vehicle shall be provided with rear view mirror		1	Rules
126	130	This sign represents... 	Hump or rough road	Zigzag road	Ghat road		1	Cautionary

S.NO	Q.NO	Questio	Option 1	Option 2	Option 3	Option 4	Answer	Chapter
127	131	Smoking while driving public service vehicle...	Can attract suspension of driving licence	Can attract fine only	None of the above		1	Rules
128	132	This sign represents... 	Barrier ahead	Railway cross ahead	Weighbridge ahead		1	Cautionary
129	133	Abandoning vehicle in a public place causing in convenience to others or passengers...	The driving licence is liable to be suspended or cancelled	Only fine is attracted	None of the above		1	Rules
130	134	The sign represents.... 	No thorough side road	Left turn	Bridge ahead		1	Informatory
131	136	The sign represents.... 	Ferry ahead	Main road ahead	No thorough road	None of Above	3	Informatory
132	138	The sign represents.... 	Parking prohibited	Parking both sides	Police aid post		2	Informatory

S.NO	Q.NO	Questio	Option 1	Option 2	Option 3	Option 4	Answer	Chapter
133	140	The sign represents.... 	Parking lot - scooters and motor cycles	Scooters and motor cycles prohibited	Scooters and motor cycles repairing		1	Informatory
134	141	When you reach an intersection where there is no signal light or police man, you will...	Give way to traffic approaching the intersection from other roads	Give proper signal, sound the horn and proceed	Give way to the traffic approaching the intersection on your right side and proceed after giving necessary signals		3	Rules
135	142	The sign represents.... 	No entry for private cars	Parking lot - Taxis	Parking for police vehicles		2	Informatory
136	143	While you are approaching an intersection where the yellow signal light is blinking, you should...	As there is no restriction, proceed at the same speed	Stop the vehicle and wait for the green light to appear	Slow down the vehicle and proceed only after ensuring that it is safe to do so	Increase speed of the vehicle and proceed safely	3	Rules
137	144	The sign represents.... 	Petrol pump	Parking lot - Autorikshaws	Autorikshaw parking prohibited		2	Informatory
138	145	Where the road is marked with continuous yellow line the vehicle should...	Not touch or cross the yellow line	Allow to overtake only through the right side of yellow line	Cross the line only when overtaking a vehicle in front		1	Rules

S.NO	Q.NO	Questio	Option 1	Option 2	Option 3	Option 4	Answer	Chapter
139	146	This sign represents.... 	Request to stop the vehicle coming behind	Intends to turn right	Request to stop the vehicle from opposite direction		2	Driver
140	147	While you are driving on gradient roads, you should...	Give precedence to the vehicles coming down the hill	Give precedence to the vehicles going up the hill	Give precedence to the vehicles carrying heavy load		2	Rules
141	148	This sign represents.... 	Intends to turn left	Intends to turn right	Request to stop all other vehicles		1	Driver
142	149	The driver of a tractor shall not carry.....	Any person other than the driver	More than three persons other than the driver	More than two persons including the driver		1	Rules
143	150	This sign represents.... 	Intends to turn right	Request to stop the vehicle coming from opposite direction	Intends to slow down the vehicle		3	Driver
144	151	While a vehicle entering a main road from a branch road, the driver shall give preference...	To the vehicles coming from the left	To the vehicles coming from the right	To all vehicles proceeding along the main road		3	Rules

S.NO	Q.NO	Questio	Option 1	Option 2	Option 3	Option 4	Answer	Chapter
145	152	This sign represents.... 	Intends to go straight	Intends to stop the vehicle	Intends to turn right		2	Driver
146	153	You can overtake a vehicle through the left side if...	The driver of that vehicle indicates his intention to turn right and proceeds to the center of the road	There is sufficient space on the left side	That vehicle moves slowly		1	Rules
147	154	This sign represents.... 	Request to stop the vehicle from behind	Request to pass the vehicle from behind	Request to stop the vehicle from front	To stop vehicles coming from right	1	Police Related
148	156	This sign represents.... 	Request to pass the vehicles coming from the left	Request to pass the vehicle coming in opposite direction	Request to stop the vehicle from behind and front	To stop vehicles approaching from behind	3	Police Related
149	157	A vehicle can be seized by authorized officers, if...	The vehicle is not covered by a valid registration or permit	The vehicle is not covered by a valid insurance	The vehicle exceeds the speed limit		1	Rules
150	158	This sign represents.... 	Request to stop the vehicle from front	Request to stop the vehicle from behind	Request to pass the vehicle from front		1	Police Related

S.NO	Q.NO	Questio	Option 1	Option 2	Option 3	Option 4	Answer	Chapter
151	159	Type of horn permitted...	Air- horn	Multi-toned horn	Electric horn		3	Rules
152	160	Road on which driving in reverse gear is prohibited...	One-way road	Steep descending road	Steep ascending road		1	Rules
153	161	If drunken driving is detected, the driver is liable to be punished with...	Imprisonment which may extent to 6 months or Rs.2000/- as fine or both	Imprisonment which may extent to 1 year or fine up to Rs.4000/- or both	2 years rigorous imprisonment		1	Rules
154	162	You hold a learners licence for motor cycle	You will drive when the traffic is less	You will drive the vehicle only when an instructor holding driving licence to drive motor cycle accompanies	You will not carry any other person on the motor cycle except for the purpose of getting instructions from an instructor who holds a valid driving licence to drive motor cycle	You will drive only in day light	3	Rules
155	163	When the yellow light at an intersection appear on the signal light, the driver of an approaching vehicle should...	Ensure safety and drive away	Slow down to stop	Sound horn and proceed		2	Rules
156	164	All motor vehicles must be covered by...	Life Insurance	Third party Insurance	Comprehensive Insurance		2	Rules

S.NO	Q.NO	Questio	Option 1	Option 2	Option 3	Option 4	Answer	Chapter
157	165	Minimum distance to be kept from the vehicle going in front...	10 meter	5 meter	Safe distance according to speed		3	Rules
158	166	The number of passengers permitted to be taken in private vehicle is recorded in the...	Registration Certificate	Tax Token	Permit		1	Rules
159	167	Overtaking is prohibited when ...	The road is marked with broken center line in white colour	The road is marked with continuous center line in yellow colour	Vehicle is driven on a steep hill		3	Rules
160	168	If the road is marked with broken white lines, you ...	Shall not change track	Can change track if required	Shall stop the vehicle		2	Rules
161	169	Blinking red traffic light means...	Stop the vehicle till green light glows	Stop the vehicle and proceed if safe	Reduce speed and proceed		2	Rules
162	171	What is defensive driving?	Driving cautiously anticipating violation of traffic rules and road signs both by drivers and other road users	Driving with sole aim of reaching the destination with no regards to road signs	Driving on the assumption that other road users will be cautious about their safety		1	Rules

S.NO	Q.NO	Questio	Option 1	Option 2	Option 3	Option 4	Answer	Chapter
163	172	What is meant by stop line?	A line with 5 centimeters width in white or yellow colour at the approach of road junction or pedestrian crossing	A line drawn through the center of the road in yellow colour	A broken white line through the center of the road		1	Rules
164	173	Before starting the engine of a vehicle...	Check radiator water level and engine oil level	Check head light	Check brake		1	Rules
165	174	Maximum permissible speed of a motor cycle...	No Limit	50 Km/hr	60 Km/hr		2	Rules
166	176	Maximum permissible speed of a motor car near educational institution ...	40 km/hour	25 km/hour	30 km/hour		2	Rules
167	178	Maximum permissible speed of a two wheeler near educational institution...	25 km/hour	30 km/hour	40 km/hour		1	Rules
168	180	When Lorries are loaded...	The load can be projected to both sides within 30 cm	The load shall not project on both sides	The load can be projected to both sides within 50 cm		2	Rules

S.NO	Q.NO	Questio	Option 1	Option 2	Option 3	Option 4	Answer	Chapter
169	181	Maximum length of load that can be projected from the rear part of a goods carriage...	150 cm	100 cm	120 cm		2	Rules
170	182	Maximum permissible speed of heavy motor vehicles in the cities...	35 Km/hr	45 Km/hr	60 Km/hr		2	Rules
171	183	Maximum distance allowed between towing and towed vehicles...	15 meters	5 meters	10 meters		2	Rules
172	184	Maximum permissible speed of a motor cycle in cities...	40 km/hour	30 km/hour	50 km/hour		1	Rules
173	186	Maximum speed permitted for vehicles towing another vehicle...	20 km/hour	24 km/hour	32 km/hour		2	Rules
174	188	Circumstances in which a motor cycle can be driven at the speed of 60 km/hour...	During night	During day time	Under no circumstances		3	Rules

S.NO	Q.NO	Questio	Option 1	Option 2	Option 3	Option 4	Answer	Chapter
175	189	The maximum speed permitted for motor cycles in city during night time....	25Km/hr	30 Km/hr	40 Km/hr		2	Rules
176	190	Maximum permitted weight that can be carried on a goods carriage...	No limit	Allowed as per permit	10 ton		2	Rules
177	192	Maximum permissible speed of an auto rickshaw near educational institution...	35 km/hour	25 km/hour	20 km/hour		2	Rules
178	193	Maximum permissible speed of a light motor vehicle near educational institution...	45 km/hour	35 km/hour	25 km/hour		3	Rules
179	196	Maximum permissible speed of an auto rickshaw...	50 Km/hr	30 Km/hr	40 Km/hr		3	Rules
180	199	According to section 112 of the Motor Vehicles Act 1988...	Speed limit shall not be exceeded	Shall not drive after consuming alcohol	Shall not use vehicle on road without paying tax		1	Rules

S.NO	Q.NO	Questio	Option 1	Option 2	Option 3	Option 4	Answer	Chapter
181	200	Section 113 of the Motor Vehicle Act 1988 stipulates that the driver should not drive a vehicle...	After consuming alcohol	Exceeding the speed limit	Exceeding the weight permitted to carry		3	Rules
182	201	Maximum speed allowed to vehicles passing a procession...	15 KM/hr	25 KM/hr	35 KM/hr		1	Rules
183	202	The height limit of load on goods vehicle from ground level...	3.8 meters	3 meters	No limit		1	Rules
184	203	Maximum permissible speed of heavy motor vehicle near education institution....	35 km/hour	25 km/hour	15 km/hour		3	Rules
185	204	Maximum permissible speed of heavy passenger motor vehicle near educational institution ...	35 km/hour	25 km/hour	15 km/hour		3	Rules
186	205	According to section 129 of Motor Vehicle Act 1988 a person driving a motor cycle shall....	Wear jerkins	Wear helmet	Wear shoes		2	Rules

S.NO	Q.NO	Questio	Option 1	Option 2	Option 3	Option 4	Answer	Chapter
187	206	Maximum permissible speed of a medium motor vehicle near educational institution...	15 km/hour	25 km/hour	35 km/hour		1	Rules
188	210	Maximum permissible speed of heavy motor vehicles...	70 Km/hr	65 Km/hr	50 Km/hr		2	Rules
189	212	You wish to take "U" turn at an intersection controlled by a traffic light you should	Drive to another intersection that has no traffic light	Wait until the light turns green before making the "U" turn	Make the "U" turn if there is a policeman at the intersection		3	Rules
190	213	Zig-Zag driving is...	Dangerous to two-wheelers only	Dangerous to all at all times	Dangerous to four-wheelers vehicles		2	Rules
191	214	You are on a long downhill slope. What should you do to help control the speed of your vehicle?	Change to low gear	Stop the Engine	Select neutral		1	Rules
192	215	To supervise a learner driver you MUST...	Be an approved driving instructor	Hold a Driving licence	Hold a learner's licence		1	Rules

S.NO	Q.NO	Questio	Option 1	Option 2	Option 3	Option 4	Answer	Chapter
193	217	It is essential to wear a helmet while driving a two-wheeler because...	It is for your individual safety	Otherwise you will be caught by the traffic police	It is necessary for uniformity on the road		1	Rules
194	218	When you shall sound the horn of your vehicle?	To give you right of way	To warn other drivers of your presence	To attract a friend's attention		1	Rules
195	219	You are behind a bus that has stopped to pickup or drop off passengers you should...	Wait behind patiently	Overtake from the left	Overtake from the pedestrians		1	Rules
196	220	You are overtaking a car at night. You must ensure that...	You do not dazzle other road users	You flash headlamps before overtaking	Your rear fog lights are switched on		2	Rules
197	221	The middle lane is for...	Overtaking	Two wheelers	Traffic at 40 km/h		3	Rules
198	223	You stop for pedestrians waiting to cross at a zebra crossing. They do not start to cross. What should you do?	Sound your horn	Be patient and wait	Drive on		2	Rules

S.NO	Q.NO	Questio	Option 1	Option 2	Option 3	Option 4	Answer	Chapter
199	224	You are allowed to park...	On a footpath	At top of a hill	Neither of these two alternatives		3	Rules
200	225	A high beam in foggy conditions...	Is good because you can see more	Is bad because it reflects back and can dazzle	Make sure others can see you		2	Rules
201	226	Dipping your lights is necessary when...	You want to overtake	It is foggy	Following a vehicle	Overtaking not permitted	2	Rules
202	228	You are driving. A vehicle comes up quickly behind, flashing head lamps. You should...	Accelerate to maintain gap behind you	Touch the breaks to show your brake lights	Allow the vehicle to overtake, if safe		3	Rules
203	230	You are driving in rain. Why should you keep well back from the vehicle in front?	In case it changes direction suddenly	In case its fog lights dazzle you	In case it stop suddenly		3	Rules